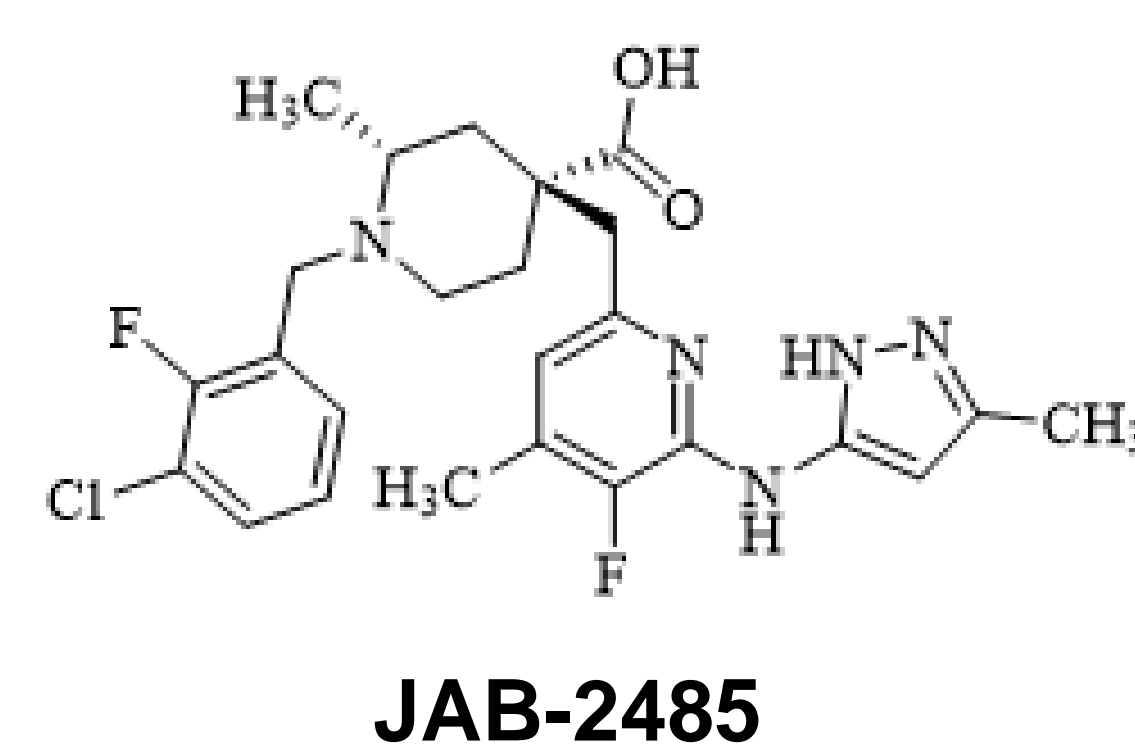
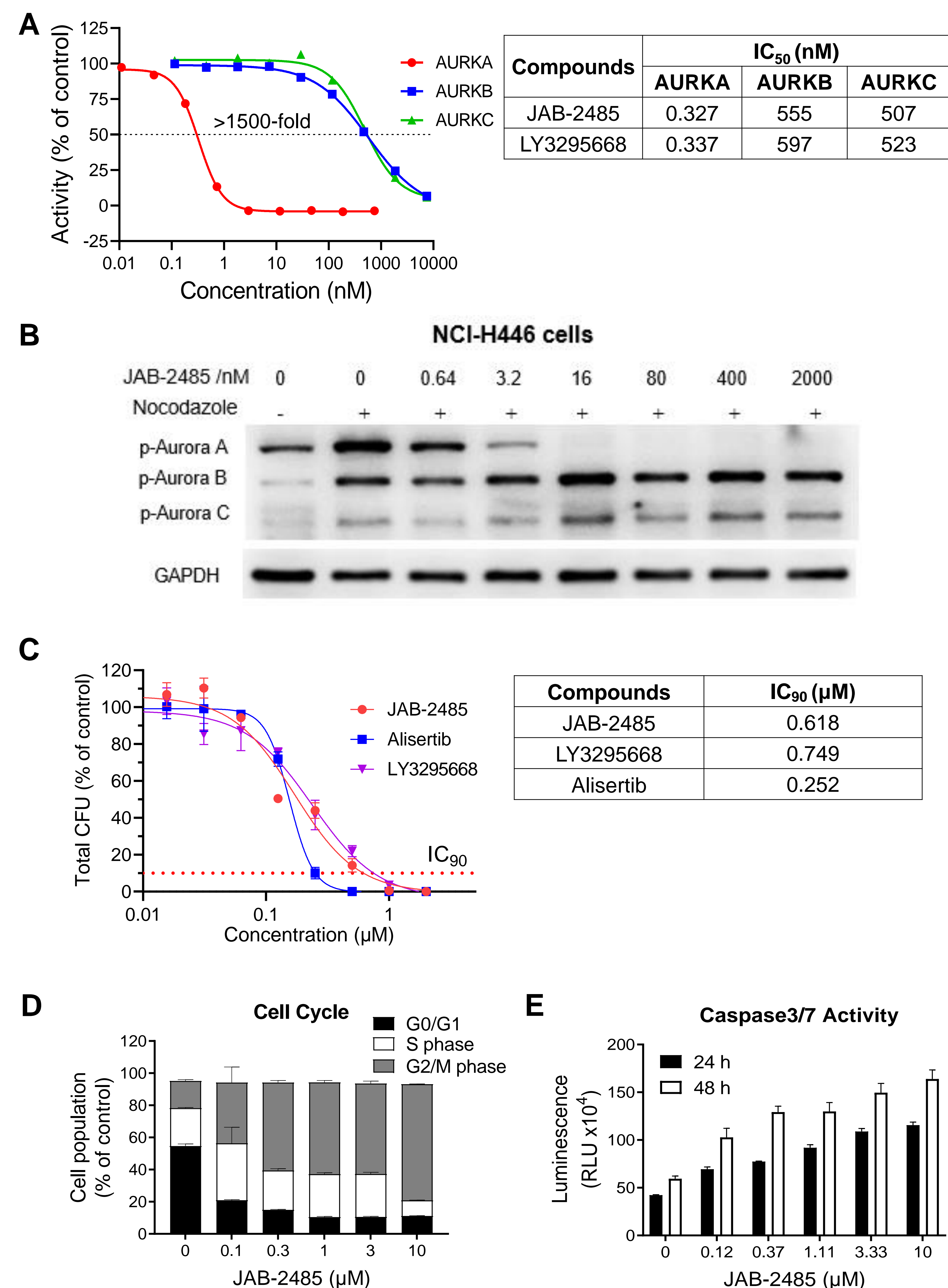


### Background

- Aurora kinase A (AURKA) is frequently dysregulated in a wide range of cancers and contributes to clinical aggressiveness and poor patient survival, rendering it an attractive therapeutic target.
- We have developed JAB-2485, a potent, highly selective small-molecule AURKA inhibitor with 1500-fold selectivity over AURKB and AURKC.
- JAB-2485 exhibits favorable PK properties and robust antitumor effect in pre-clinical studies.
- A Phase 1/2a clinical trial evaluating JAB-2485 in adult patients with advanced solid tumors is ongoing in the US (NCT05490472).



### JAB-2485 induces cell cycle arrest and apoptosis with minimal myelosuppression



**Figure 1. JAB-2485 is a potent, AURKA-selective inhibitor that induces cell cycle arrest and apoptosis with minimal myelosuppression.**

- A. Kinase assay shows subnanomolar potency of JAB-2485 on AURKA with >1500-fold selectivity over AURKB and AURKC.  
 B. Western blot shows nanomolar potency of JAB-2485 in inhibiting AURKA phosphorylation and high selectivity over p-AURKB and p-AURKC in NCI-H446 cells.  
 C. Colony-forming unit-granulocyte-macrophage (CFU-GM) assay shows minimal myelosuppression by JAB-2485 as measured by IC<sub>90</sub>.  
 D. Flow cytometry assay shows that JAB-2485 induces G2/M phase cell cycle arrest in NCI-H446 cells.  
 E. Caspase 3/7 assay shows that JAB-2485 induces apoptosis in NCI-H446 cells.

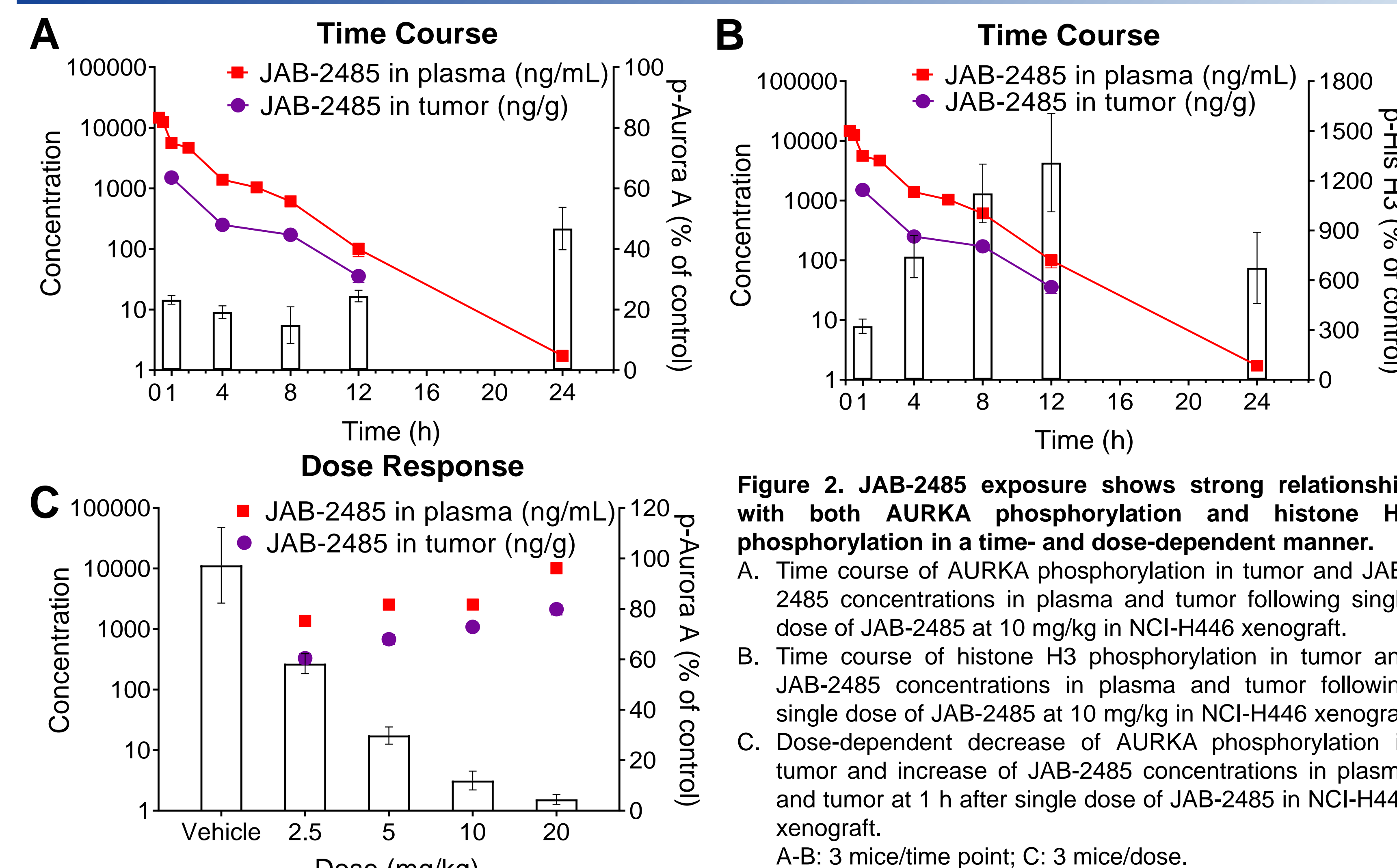
### JAB-2485 inhibits the viability of cancer cells

Cell Lines	Cancer Type	RB1 Status	IC <sub>50</sub> (nM)
NCI-H69	SCLC	Nonsense	29.7
NCI-H2171	SCLC	Nonsense	46.1
NCI-H526	SCLC	Nonsense	55.6
NCI-H446	SCLC	Splice site	51.8
NCI-H82	SCLC	Splice site	249
NCI-H209	SCLC	Missense	406
NCI-H1975	NSCLC	WT	54.4
Calu-6	NSCLC	WT	64.9
SW1271	SCLC	WT	225
NCI-H1650	NSCLC	WT	365
DMS53	SCLC	WT	982

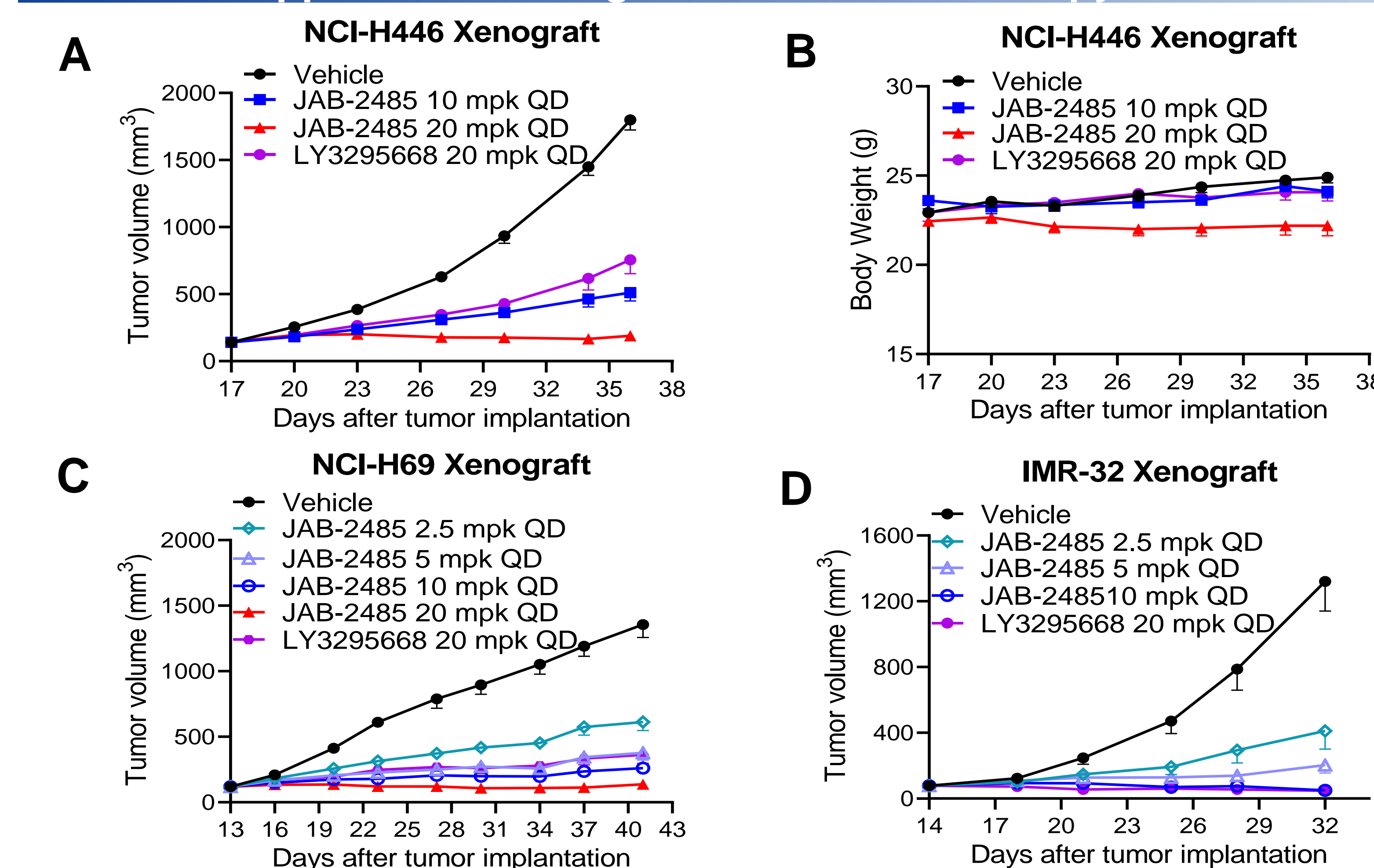
**Table 1. JAB-2485 inhibits the viability of a broad panel of cancer cell lines in the CellTiter-Glo assay.**

- A. Small cell lung cancer (SCLC) cell lines with RB1 loss-of-function mutations tend to be more sensitive to JAB-2485 than the RB1 WT counterparts. NSCLC: non-small cell lung cancer.  
 B. Selected triple-negative breast cancer (TNBC), epithelial ovarian cancer (EOC) and neuroblastoma (NB) cell lines are sensitive to JAB-2485.

### PK/PD study in NCI-H446 xenograft model



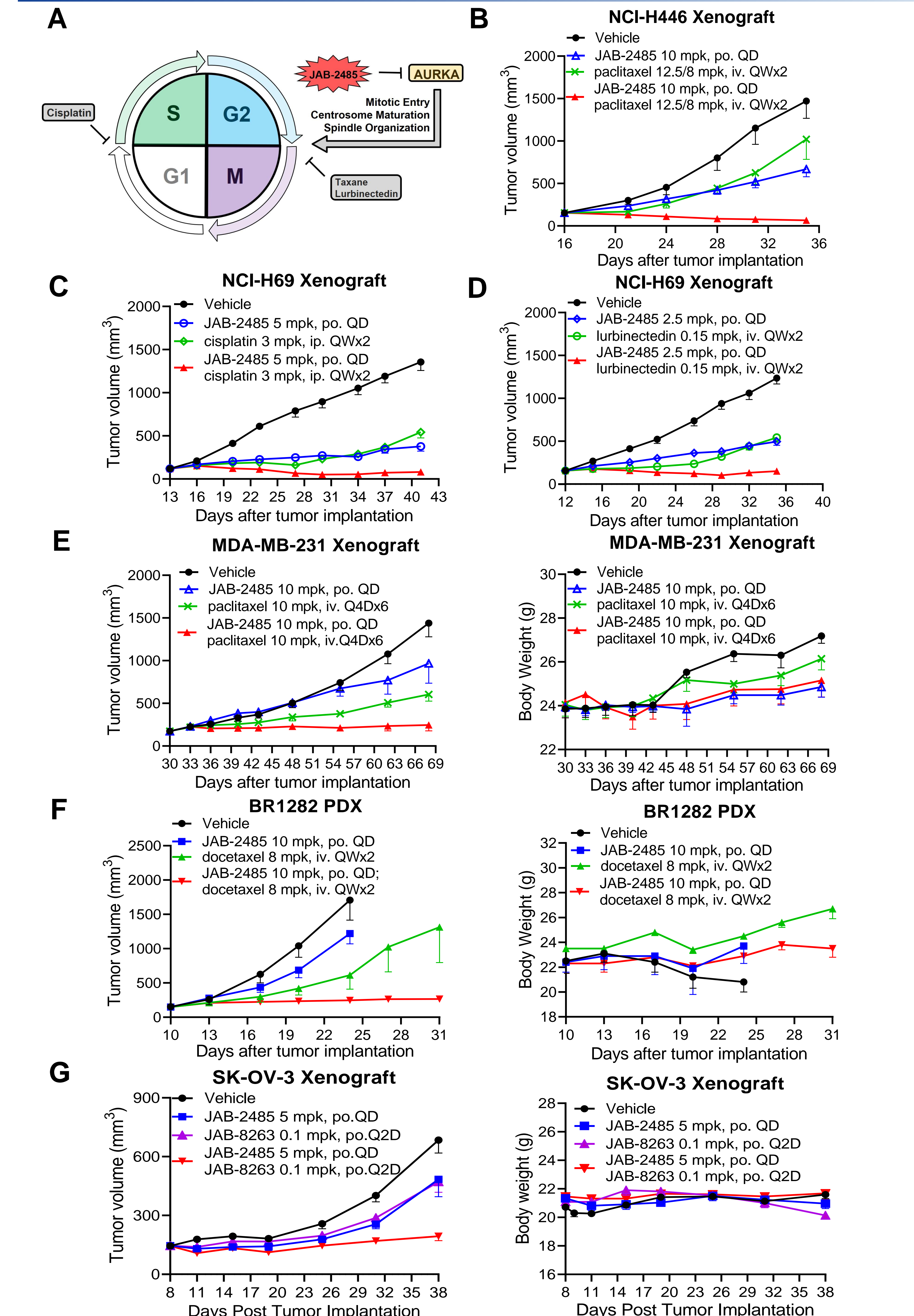
### JAB-2485 suppresses tumor growth as a monotherapy



**Figure 3. JAB-2485 suppresses tumor growth in selected SCLC and neuroblastoma xenograft models.**

- A-B. Tumor volume and body weight of NCI-H446 SCLC xenograft model after treatment of JAB-2485 (po. 10 mg/kg QD, 20 mg/kg QD, 5 mg/kg BID, 10 mg/kg BID) and LY3295668 (po. 20 mg/kg QD).  
 C. Tumor volume of NCI-H69 SCLC xenograft model after treatment of JAB-2485 (po. 2.5, 5, 10, 20 mg/kg QD) and LY3295668 (po. 20 mg/kg QD).  
 D. Tumor volume of IMR-32 neuroblastoma xenograft model after treatment of JAB-2485 (po. 2.5, 5, 10 and 20 mg/kg QD) and LY3295668 (po. 20 mg/kg QD).  
 A-D: 9 mice/group.

### JAB-2485 enhances anti-tumor efficacy in combination therapies



**Figure 4. JAB-2485 enhances anti-tumor efficacy with chemotherapies and the BET protein inhibitor JAB-8263.**

A. Schematic figure shows the cell cycle-based rationale of JAB-2485 in combination with multiple chemotherapies.  
 B-G. Anti-tumor activity of JAB-2485 in combination with Paclitaxel in NCI-H446 SCLC xenograft (B); with Cisplatin in NCI-H69 SCLC xenograft (C); with Lurbinectedin in NCI-H69 xenograft (D); with Paclitaxel in MDA-MB-231 TNBC xenograft (E); with Docetaxel in TNBC BR1282 PDX (F); and with BET inhibitor JAB-8263 (Jacobio, Beijing, China) in SK-OV-3 ovarian cancer xenograft (G).  
 B-E and G: 9 mice/group; F: 3 mice/group. Representative body weights are shown (E-G).

### Conclusions

- JAB-2485 is a highly potent AURKA inhibitor, with 1500-fold selectivity over AURKB and AURKC.
- JAB-2485 has minimal pre-clinical myelosuppression owing to its high selectivity over AURKB and AURKC.
- JAB-2485 significantly induces decrease of AURKA phosphorylation and increase of histone H3 phosphorylation in tumor, which may serve as PD markers.
- JAB-2485 shows strong anti-tumor activity and good tolerability both as monotherapy and in combination with chemotherapies and the BET protein inhibitor JAB-8263 (NCT04587479 and NCT04686682) in small cell lung cancer, triple-negative breast cancer, epithelial ovarian cancer and neuroblastoma mouse models.

### Reference

- Du et al., 2021 *Mol Cancer* 20(1):15.
- Mou et al., 2021 *Exp Mol Med* 53(5):835-847.
- Gong et al., 2019 *Cancer Discov* 9(2):248-263.

### Acknowledgment

- We would like to thank Pharmaron (Beijing) Inc. and Crown Bioscience (Beijing) Inc. for technical support.

